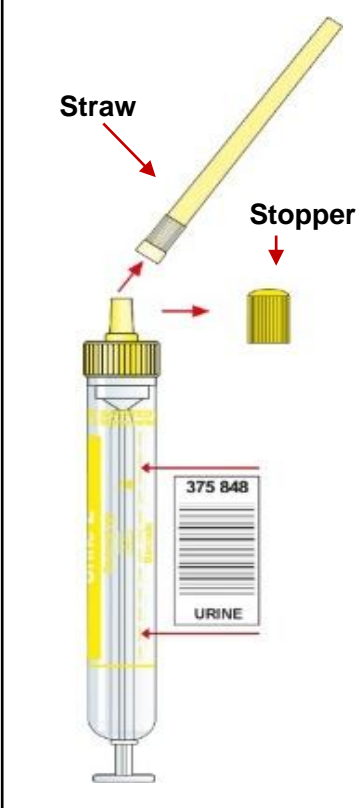
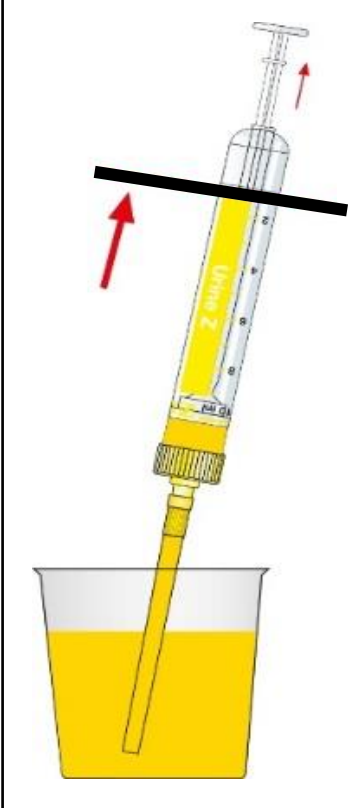
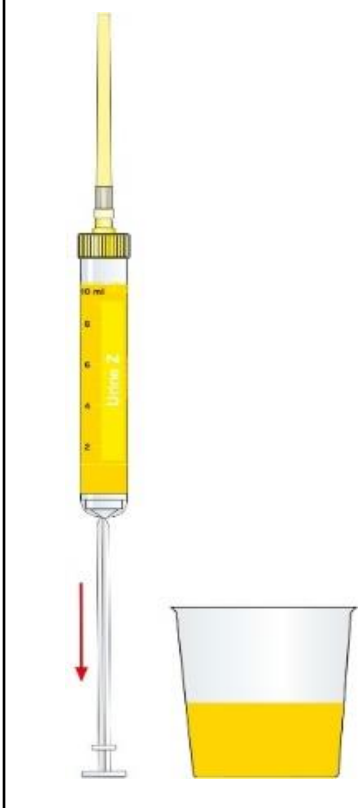
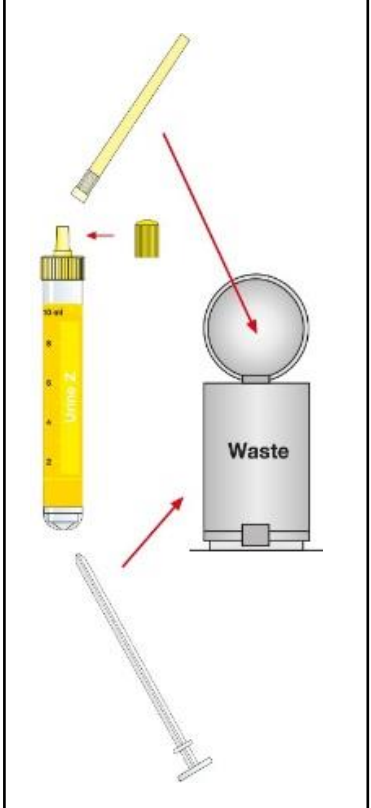


# Urine-Monovette®

## Patient User Guide

 <p>Straw</p> <p>Stopper</p> <p>375 848</p> <p>URINE</p>			
<p>Remove the stopper and keep for later use!</p> <p>Attach plastic straw.</p>	<p><b>To avoid overfilling,</b> insert the plastic straw in to the container and fill the Urine Monovette® up to the <b>FILL LINE</b>.</p>	<p>To empty the plastic straw hold the Urine Monovette® in an upright position and pull the plunger backwards to the bottom of the tube.</p>	<p>Remove the plastic straw, break off the plunger and throw away.</p> <p>Replace the stopper.</p>



**Instructional Video:**  
Hygienic urine collection with  
the Urine Monovette®