


Nova Biomedical Stat-Strip Ketone Meter PT Testing Quick Guide

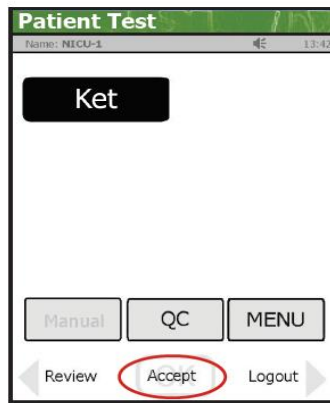
Always follow instructions on the green line at top of screen



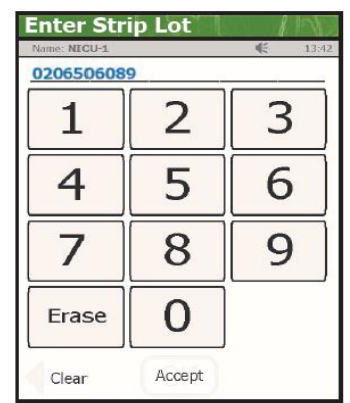
1. From Home screen press **Login**



2. Scan Operator ID and press **Accept**



3. From Patient Test screen press **Accept**



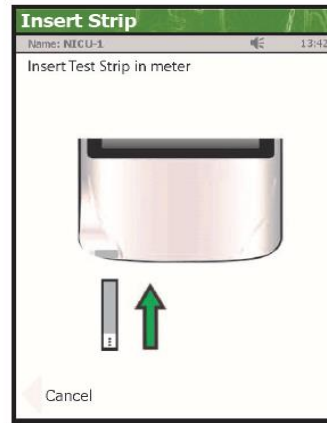
4. Scan Strip Lot number - barcode on side of strip vial
Green - Ketones



5. Enter or scan Patient ID and press **Accept**



6. If patient not recognised, select **New Patient Override**



7. Insert Test Strip into meter



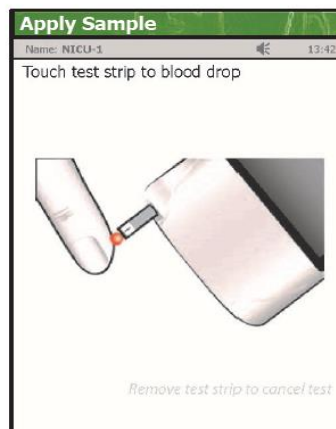
8. Wash patient's hand thoroughly with soap and water

Always use the correct patient hospital number

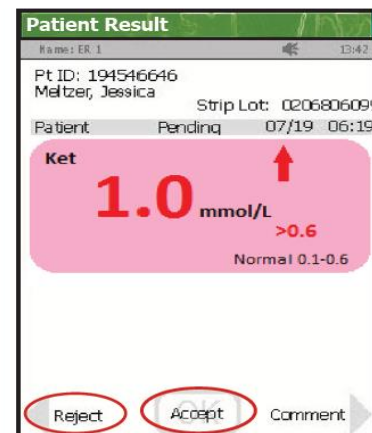
Only use MRN



9. Use safety lancet to puncture finger. Wipe away first drop of blood - **never squeeze the sample site**



10. Touch strip to blood drop



11. To accept result - press **Accept**
To repeat the test - press **Reject**